



## Bromine 50 T

79

0.05 - 1 mg/l Br<sub>2</sub>

DPD

### Instrument specific information

The test can be performed on the following devices. In addition, the required cuvette and the absorption range of the photometer are indicated.

Instrument Type	Cuvette	λ	Measuring Range
SpectroDirect, XD 7000, XD 7500	□ 50 mm	510 nm	0.05 - 1 mg/l Br <sub>2</sub>

### Material

Required material (partly optional):

Reagents	Packaging Unit	Part Number
DPD No. 1	Tablet / 100	511050BT
DPD No. 1	Tablet / 250	511051BT
DPD No. 1	Tablet / 500	511052BT
DPD No. 1 High Calcium <sup>e)</sup>	Tablet / 100	515740BT
DPD No. 1 High Calcium <sup>e)</sup>	Tablet / 250	515741BT
DPD No. 1 High Calcium <sup>e)</sup>	Tablet / 500	515742BT

### Application List

- Disinfection Control
- Raw Water Treatment
- Pool Water Control
- Pool Water Treatment

### Preparation

1. Cleaning of vials:  
As many household cleaners (e.g. dishwasher detergent) contain reducing substances, the subsequent determination of oxidising agents (e.g. ozone and chlorine) may show lower results. To avoid measurement errors, the glassware used should be free of chlorine consumption. To achieve this, all glassware should be placed in a sodium hypochlorite solution (0.1 g/l) for one hour and then rinsed thoroughly with deionised water.
2. When preparing the sample, Bromine outgassing, e.g. through the pipette or

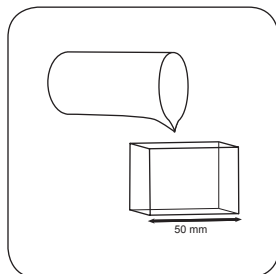
shaking, must be avoided. The analysis must take place immediately after taking the sample.

3. Strong alkaline or acidic water samples must be adjusted between pH 6 and pH 7 before the analysis (use 0.5 mol/l Sulphuric acid or 1 mol/l Sodium hydroxide).

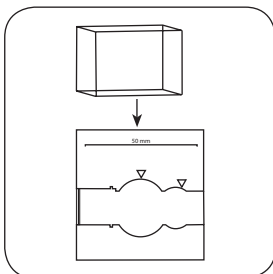
## Implementation of the provision Bromine with Tablet

Select the method on the device


For this method, no ZERO measurements are to be carried out with the following devices: XD 7000, XD 7500



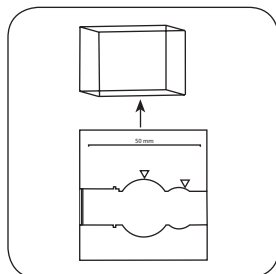
Fill 50 mm vial with sample.




Place sample vial in the sample chamber. • Pay attention to the positioning.



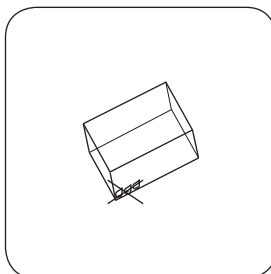
Press the ZERO button.



Remove vial from the sample chamber.




Empty vial.

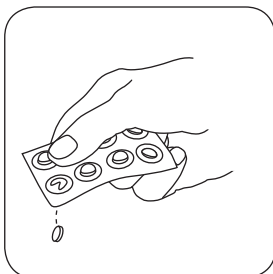


Dry the vial thoroughly.

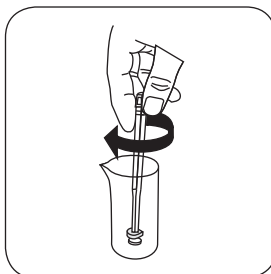
For devices that require no ZERO measurement , start here.



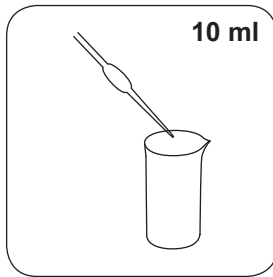
Rinse a beaker with the sample and empty it, leaving a few drops remaining in the beaker.



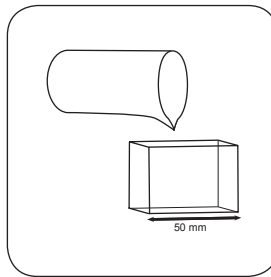
Add DPD No. 1 tablet.



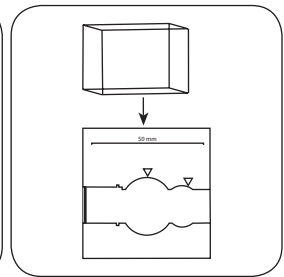
Crush tablet(s) by rotating slightly and dissolve.



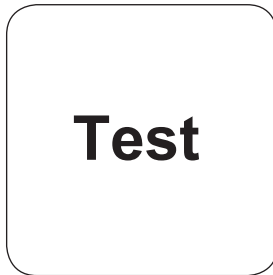
Add **10 ml** sample.



Fill **50 mm** vial with **sample**.



Place **sample vial** in the sample chamber. • Pay attention to the positioning.



Press the **TEST** (XD: **START**) button.

The result in mg/l Bromine appears on the display.

## Chemical Method

DPD

## Appendix

### Interferences

#### Persistent Interferences

1. All oxidising agents in the samples react like chlorine, which leads to higher results.
2. Concentrations above 22 mg/l Bromine can lead to results within the measuring range of up to 0 mg/l. In this case, the water sample must be diluted. 10 ml of the diluted sample should be mixed with the reagent and the measurement taken again (plausibility test).

#### Derived from

US EPA 330.5 (1983)

APHA Method 4500 Cl-G

<sup>a)</sup> determination of free, combined and total | <sup>b)</sup> Reactor is necessary for COD (150 °C), TOC (120 °C) and total -chromium, -phosphate, -nitrogen, (100 °C) | <sup>c)</sup> MultiDirect: Adapter is necessary for Vacu-vials® (Order code 19 20 75) | <sup>d)</sup> Spectroquant® is a Merck KGaA Trademark | <sup>e)</sup> alternative reagent, used instead of DPD No.1/No.3 in case of turbidity in the water sample caused by high concentration of calcium and/or high conductivity | <sup>f)</sup> additionally required for determination of bromine, chlorine dioxide and ozone in the presence of chlorine | <sup>g)</sup> Reagent recovers most insoluble iron oxides without digestion | <sup>h)</sup> additionally required for samples with hardness values above 300 mg/l CaCO<sub>3</sub> | <sup>i)</sup> high range by dilution | <sup>\*</sup> including stirring rod, 10 cm

