

**Nickel 50 L****255****0.02 - 1 mg/l Ni****Dimethylglyoxime**

Instrument specific information

The test can be performed on the following devices. In addition, the required cuvette and the absorption range of the photometer are indicated.

Instrument Type	Cuvette	λ	Measuring Range
SpectroDirect, XD 7000, XD 7500	□ 50 mm	443 nm	0.02 - 1 mg/l Ni

Material

Required material (partly optional):

Reagents	Packaging Unit	Part Number
Nickel Reagent Test	1 pc.	2419033

The following accessories are required.

Accessory	Packaging Unit	Part Number
Measuring spoon no. 8, black	1 pc.	424513

Application List

- Galvanization
- Raw Water Treatment
- Waste Water Treatment

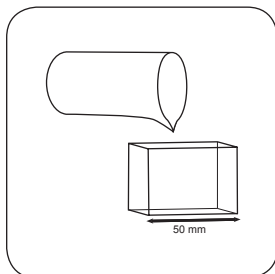
Preperation

1. The test sample and the reagents should be at room temperature when undertaking the test.
2. The pH value of the sample must be between 3 and 10.

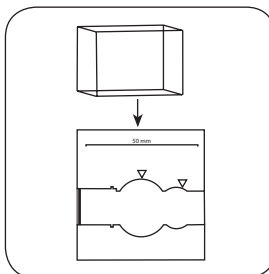
Implementation of the provision Nickel with Reagents test

Select the method on the device


For this method, no ZERO measurements are to be carried out with the following devices: XD 7000, XD 7500



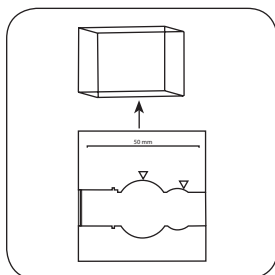
Fill 50 mm vial with sample.





Place **sample vial** in the sample chamber. • Pay attention to the positioning.



Press the **ZERO** button.

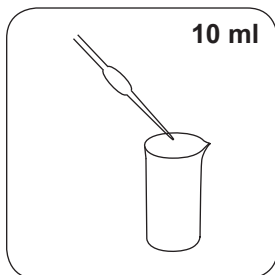


Remove **vial** from the sample chamber. Empty vial.

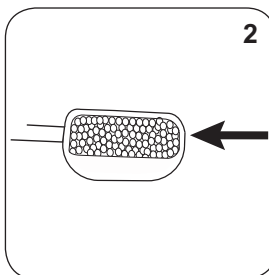


Dry the vial thoroughly.


For devices that require **no ZERO measurement** , start here.




Fill a suitable sample vessel with **10 ml sample** .




Add **2 level measuring scoop No. 8 (black) Nickel-51** .



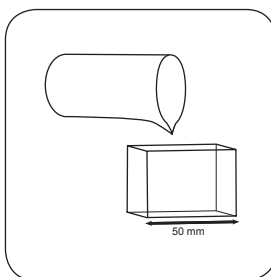
Invert several times to mix the contents.



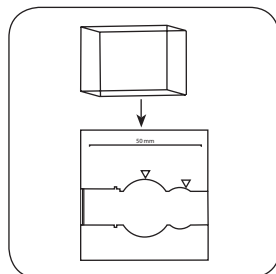
Add **0.2 ml Nickel-52**.



Invert several times to mix the contents.



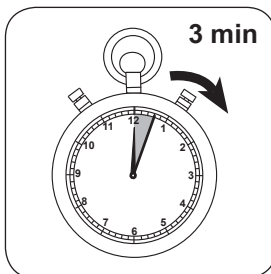
Fill **50 mm vial** with **sample**.



Place **sample vial** in the sample chamber. • Pay attention to the positioning.



Press the **TEST** (XD: **START**) button.



Wait for **3 minute(s) reaction time**.

Once the reaction period is finished, the measurement takes place automatically.

The result in mg/l Nickel appears on the display.

Chemical Method

Dimethylglyoxime

Appendix

Bibliography

Photometrische Analyseverfahren, Schwedt, Wissenschaftliche Verlagsgesellschaft mbH, Stuttgart 1989

^{a)} determination of free, combined and total | ^{b)} Reactor is necessary for COD (150 °C), TOC (120 °C) and total -chromium, - phosphate, -nitrogen, (100 °C) | ^{c)} MultiDirect: Adapter is necessary for Vacu-vials® (Order code 19 20 75) | ^{d)} Spectroquant® is a Merck KGaA Trademark | ^{e)} alternative reagent, used instead of DPD No.1/No.3 in case of turbidity in the water sample caused by high concentration of calcium and/or high conductivity | ^{f)} additionally required for determination of bromine, chlorine dioxide and ozone in the presence of chlorine | ^{g)} Reagent recovers most insoluble iron oxides without digestion | ^{h)} additionally required for samples with hardness values above 300 mg/l CaCO₃ | ⁱ⁾ high range by dilution | ^{j)} including stirring rod, 10 cm