



Silicate HR VARIO PP

352

1 - 100 mg/l SiO₂

SiHr

Silicomolybdate

Instrument specific information

The test can be performed on the following devices. In addition, the required cuvette and the absorption range of the photometer are indicated.

Instrument Type	Cuvette	λ	Measuring Range
MD 100, MD 110, MD 600, MD 610, MD 640, MultiDirect	ø 24 mm	430 nm	1 - 100 mg/l SiO ₂
SpectroDirect, XD 7000, XD 7500	ø 24 mm	452 nm	1 - 100 mg/l SiO ₂

Material

Required material (partly optional):

Reagents	Packaging Unit	Part Number
VARIO Silica HR Reagent, Set F10	1 Set	535700

Application List

- Boiler Water
- Raw Water Treatment

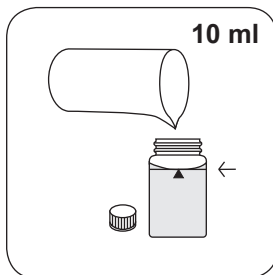
Preperation

1. The temperature of the sample should be between 15°C and 25°C.

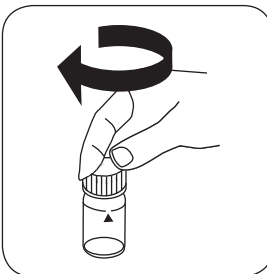
Implementation of the provision Silicate dioxide HR with Vario Powder Packs

Select the method on the device

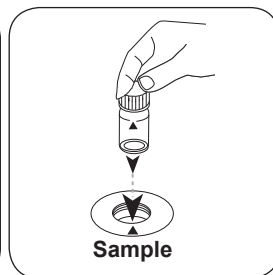
For this method, no ZERO measurements are to be carried out with the following devices: XD 7000, XD 7500




Fill 24 mm vial with **10 ml sample**.



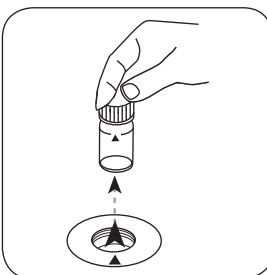
Close vial(s).



Place **sample vial** in the sample chamber. • Pay attention to the positioning.

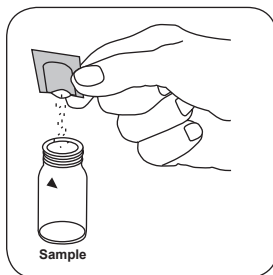


Press the **ZERO** button.

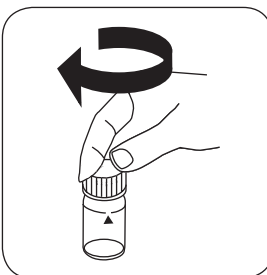


Remove the vial from the sample chamber.

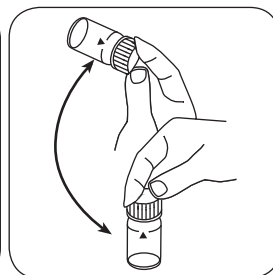
For devices that require **no ZERO measurement**, start here.



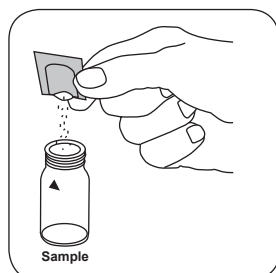
Add **Vario Silica HR Molybdate F10 powder pack**.



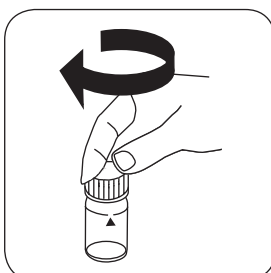
Close vial(s).



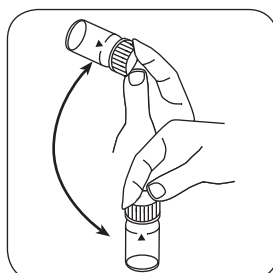
Swirl around to dissolve the powder.



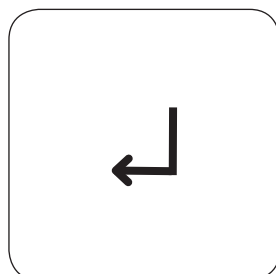
Add **Vario Silica HR Acid Rgt. F10** powder pack.



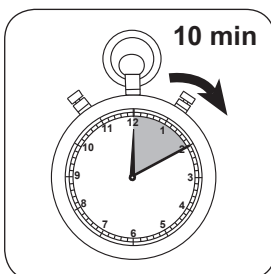
Close vial(s).



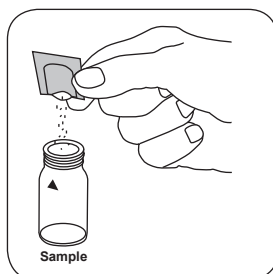
Invert several times to mix the contents.



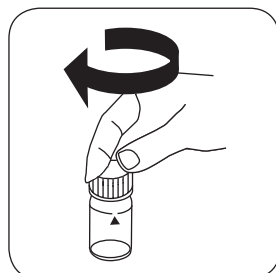
Press the **ENTER** button.



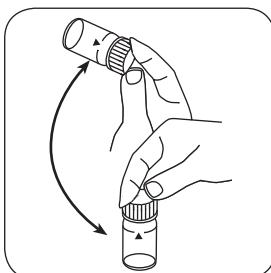
Wait for **10 minute(s)** reaction time.



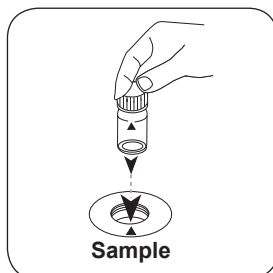
Add **Vario Silica Citric Acid F10** powder pack.



Close vial(s).

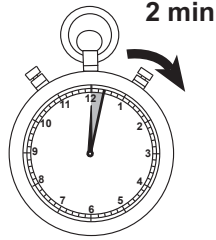


Swirl around to dissolve the powder.



Place **sample vial** in the sample chamber. • Pay attention to the positioning.

Test



Press the **TEST** (XD:
START) button.

Wait for **2 minute(s) reac-**
tion time.

Once the reaction period is finished, the measurement takes place automatically.

The result in mg/l Silica appears on the display.

Analyses

The following table identifies the output values can be converted into other citation forms.

Unit	Cite form	Scale Factor
mg/l	SiO ₂	1
mg/l	Si	0.47

Chemical Method

Silicomolybdate

Appendix

Interferences

Removeable Interferences

- Occasionally water samples contain forms of silica which reacts very slowly with Molybdate. The nature of these forms is not known. A pre-treatment with Sodium hydrogencarbonate and then with Sulphuric Acid will make these forms reactive to Molybdate (pre-treatment is given in "Standard Methods for the Examination of Water and Wastewater" under "Silica Digestion with Sodium Bicarbonate").
- If silicon dioxide or phosphate are present, a yellow colour develops. The yellow colour caused by phosphate is eliminated by the addition of silica citric acid F10 powder packets.

Interference	from / [mg/l]	Influence
Fe	large quantities	
PO ₄ ³⁻	50	
PO ₄ ³⁻	60	The disturbance is about -2%
PO ₄ ³⁻	75	The disturbance is about -11%
S ²⁻	in all quantities	

Derived from

Standard Method 4500-SiO₂ C

^{a)} determination of free, combined and total | ^{b)} Reactor is necessary for COD (150 °C), TOC (120 °C) and total -chromium, - phosphate, -nitrogen, (100 °C) | ^{c)} MultiDirect: Adapter is necessary for Vacu-vials® (Order code 19 20 75) | ^{d)} Spectroquant® is a Merck KGaA Trademark | ^{e)} alternative reagent, used instead of DPD No.1/No.3 in case of turbidity in the water sample caused by high concentration of calcium and/or high conductivity | ^{f)} additionally required for determination of bromine, chlorine dioxide and ozone in the presence of chlorine | ^{g)} Reagent recovers most insoluble iron oxides without digestion | ^{h)} additionally required for samples with hardness values above 300 mg/l CaCO₃ | ⁱ⁾ high range by dilution | ^{j)} including stirring rod, 10 cm

