



KYORITSU

PACK TEST
ION SELECTIVE

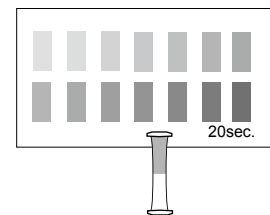

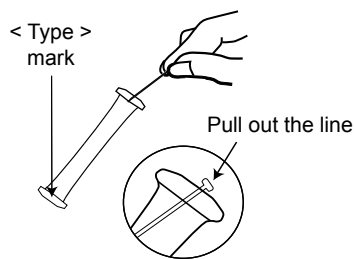
INSTRUCTIONS

pH**Various Types**

Model WAK-pH, TBL, BCG, BTB, TBH

By pH indicator Method

Covered range:	pH 5.0 - 9.5	(WAK-pH)
	pH 1.6 - 3.4	(WAK-TBL)
	pH 3.6 - 6.2	(WAK-BCG)
	pH 5.8 - ≥8.0	(WAK-BTB)
	pH 8.2 - 9.6	(WAK-TBH)

How to use

- (1) Remove the line to clear the aperture from the top of the tube.
- (2) Press the sides of the tube to expel approximately half of volume. Maintain pressed.
- (3) Immerse the top of the tube in the sample. Release the sides to fill the tube up to the half.
- (4) After 20 seconds, put the tube on the color chart as shown and compare with the standard colors.

How to read the test

After the reaction time, compare the color of the tube with the standard colors. The nearest color indicates the measured value of the sample. A color between two standard colors indicates a value between the two standard values.

Care in handling of PACKTEST before and after use

Keep PACKTEST out of the reach of children.

Keep PACKTEST in a cool, dry and dark place.

PACKTEST should be thrown with burnable garbage. Conform to the legislation of waste management.

Use a package as soon as possible after opening.

The PACKTEST tube must not be opened before and after use.

First Aid Measures

Eye contact → Immediately rinse eyes with water for at least 15 minutes. Consult a physician.

Skin contact → Immediately flush skin with water.

Ingestion → Immediately rinse mouth. Consult a physician.

In case of doubt, consult a physician.

**KYORITSU CHEMICAL-CHECK Lab., Corp.**37-11, DEN-ENCHOFU 5 CHOME, OHTA-KU, TOKYO 145-0071 JAPAN
FAX: 81-3-3721-0666 <http://kyoritsu-lab.co.jp>

PACKTEST pH, Various Types

Cautions

1. The pH PACKTEST are suitable for water samples having a slight buffering action and few impurities.
2. Ensure that the PACKTEST tube is filled up to the half.
3. Partially undissolved reagent will not affect the measurement.
4. Ensure to use clean vial and to do not induce contamination with our hands.
5. Keep sample water temperature in the range 15 - 40°C.
6. Read the test under a daylight type lamp.
7. Put the line back into the aperture after use to prevent reagent spilt.

Interferences

Dissolved salts, protein and solvents may cause errors in the measurement of pH by PACKTEST. If your sample contains high concentrations of these elements, it is preferable to use a pH meter.

Notes in color comparison

Especially in the case of the PACKTEST WAK-TBH, color is seen differently according to the light source.

For the sun light, use the upper standard colors on the chart

For a fluorescent lamp, use the lower standard colors on the chart.