

Oxygen Vacu-vials® Kit

K-7513: 2.0 - 15.0 ppm

Instrument Set-up

For CHEMetrics photometers, follow the **Setup and Measurement Procedures** in the operator's manual. For spectrophotometers, follow the manufacturer's specifications to set the wavelength to 520 nm and to zero the instrument using the ZERO ampoule supplied.

Sampling

The most critical part of any dissolved oxygen test is sampling. It is difficult to obtain an aliquot which accurately reflects the oxygen content of a sample. Exposure to the high oxygen content of "air" will cause a sample to approach saturation. Biological activity may cause rapid oxygen depletion. Dipping and pouring should be performed with as little agitation as possible. Analysis should be performed immediately after sampling.

Test Procedure

1. Fill the sample cup to the 25 mL mark with the sample to be tested (fig 1).
2. Place the Vacu-vial ampoule, tip first, into the sample cup. Snap the tip. The ampoule will fill leaving a bubble for mixing (fig 2).
3. To mix the ampoule, invert it several times, allowing the bubble to travel from end to end.
4. Dry the ampoule and wait **2 minutes** for color development.
5. Insert the Vacu-vial ampoule into the photometer, flat end first, and obtain a reading in ppm (mg/Liter) oxygen (O₂). Accuracy may be compromised if test results are outside the stated test range.

NOTE: Only use the equation below if you are using a spectrophotometer that is not pre-calibrated for CHEMetrics products:

$$\text{ppm} = 12.05 (\text{abs}) - 0.47$$

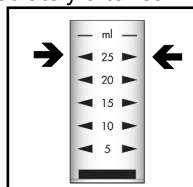


Figure 1

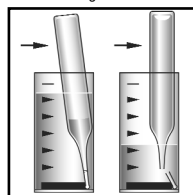


Figure 2

Test Method

The Oxygen Vacu-vials®¹ test kit employs the indigo carmine method.^{2,3} In an acidic solution, oxygen oxidizes the yellow-green colored leuco form of indigo carmine to form a highly colored blue dye. The resulting blue color is proportional to the dissolved oxygen concentration in the sample.

1. Vacu-vials is a registered trademark of CHEMetrics, Inc. U.S. Patent No. 3,634,038
2. ASTM D 888 - 87, Dissolved Oxygen in Water, Test Method A
3. Gilbert, T. W., Behymer, T. D., Castaneda, H. B., "Determination of Dissolved Oxygen in Natural and Wastewaters," *American Laboratory*, pp. 119-134, March 1982


Important Note

The Vacu-vial ampoules contain a light sensitive reagent. They will remain stable only if stored in the dark.

Safety Information

Read MSDS (available at www.chemetrics.com) before performing this test procedure. Wear safety glasses and protective gloves.

Visit www.chemetrics.com to view product demonstration videos.
Always follow the test procedure above to perform a test.



www.chemetrics.com
4295 Catlett Road, Midland, VA 22728 U.S.A.
Phone: (800) 356-3072; Fax: (540) 788-4856
E-Mail: orders@chemetrics.com

Oct. 12, Rev. 8