

Permanganate Titrets® Kit

K-7630: 0.3 - 3.0 Percent (%)

Test Procedure

1. Fill the sample cup to the 25 mL mark with the sample to be tested (fig. 1).
2. Snap the tip of the ampoule at the black snap ring (fig. 2).

NOTE: When the tip is snapped, the flexible tubing will remain in place on the neck of the ampoule.

3. Lift the control bar and insert the Titret assembly into the Titrettor (fig. 3).

NOTE: The rigid sample pipe will extend approximately 1.5 inches beyond the body of the Titrettor.

4. Hold the Titrettor with the sample pipe in the sample. Press the control bar firmly, but briefly, to pull in a small amount of sample (fig. 4).

NOTE: NEVER press the control bar unless the sample pipe is in the sample.

5. Press the control bar again to draw another small amount of sample into the ampoule (fig. 4).
6. Rock the entire assembly to mix the contents of the ampoule. Watch for a color change from **COLORLESS** to **PINK**.
7. Repeat steps 5 and 6 until a permanent color change occurs.

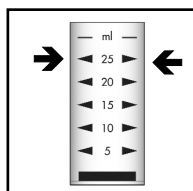


Figure 1

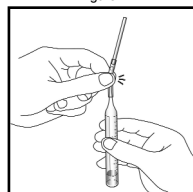


Figure 2

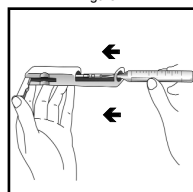


Figure 3

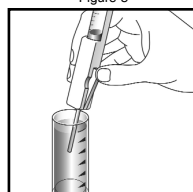


Figure 4

8. When the color of the liquid in the ampoule changes to **PINK**, remove the ampoule from the Titrettor. Hold the ampoule, **tip pointed upward**, and read the scale opposite the liquid level (fig. 5).

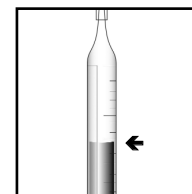


Figure 5

9. Multiply scale unit by 0.3 for test results in percent (%) permanganate (KMnO_4).

Interpretation of Test Results

If the contents of the ampoule turn **pink** in Step # 4, the permanganate concentration in the sample is above the test range. If the ampoule fills completely and the contents do not turn **pink**, the permanganate concentration is below the test range.

Test Method


The Permanganate Titrets®¹ test method employs a ferrous ammonium sulfate titrimetric chemistry.²

1. Titrets is a registered trademark of CHEMetrics, Inc. U.S. Patent No. 4,332,769
2. Developed by CHEMetrics, Inc.

Safety Information

Read MSDS (available at www.chemetrics.com) before performing this test procedure. Wear safety glasses and protective gloves.

Visit www.chemetrics.com to view product demonstration videos.
Always follow the test procedure above to perform a test.



www.chemetrics.com
4295 Catlett Road, Midland, VA 22728 U.S.A.
Phone: (800) 356-3072; Fax: (540) 788-4856
E-Mail: orders@chemetrics.com
Feb. 13, Rev. 10