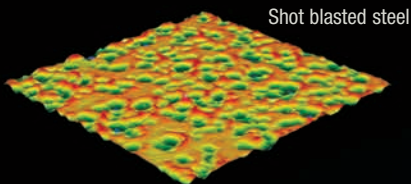
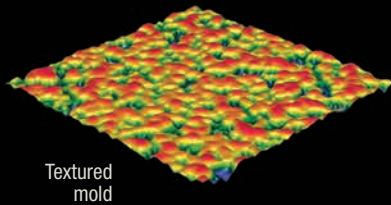
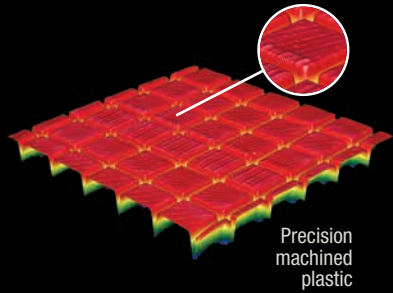


PosiTector® **RTR3D**

Replica Tape Reader

3D



Measures and records surface profile parameters using replica tape



For use with **OPTICAL Grade**
Testex™ Press-O-Film™ Replica Tape

Advanced model shown

DeFelsko®
The Measure of Quality

Bluetooth®



Available on the
App Store



PosiTector® **RTR3D**

All Gages Feature...

Simple

- Measures peak height (H_L) and common 2D/3D profile parameters such as R_a , R_z , S_q , S_{pd} and more (see inset below)
- Enhanced one-handed menu navigation
- RESET feature instantly restores factory settings

Durable

- Solvent, acid, oil, water and dust resistant—weatherproof
- Rugged indoor/outdoor instrument—ideal for field or laboratory use; flat curved or irregular surfaces
- Shock-absorbing, protective rubber holster with belt clip
- Two year warranty on gage body AND probe

Accurate

- Certificate of Calibration (containing R_a and R_t measurements) showing traceability to an accredited national laboratory included
- Conforms to national and international standards including ISO and ASTM

Versatile

- PosiTector body accepts all PosiTector RTR, 6000, 200, SPG, DPM, SST, SHD and UTG probes easily converting from a surface profile gage to a coating thickness gage, dew point meter, soluble salt tester, Shore hardness durometer or ultrasonic wall thickness gage
- Selectable display languages
- High contrast LCD with backlit display
- Flip Display enables right-side-up viewing
- Uses alkaline or rechargeable batteries (built-in charger)

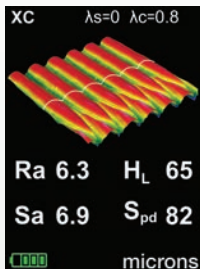
Powerful

- Calculates and records all fourteen 2D and 3D parameters (below) with each measurement
- Screen Capture—save screen images for record keeping and review
- Sealed USB port for fast, simple connection to a PC and to supply continuous power. USB cable included.
- PosiSoft USB Drive—stored readings and graphs can be accessed using universal PC/Mac web browsers or file explorers. No software required.
- Every stored measurement is date and time stamped
- Includes PosiSoft suite of software for viewing and reporting data
- Apply short and long cutoff filters and discard lengths to optimize the analysis for a specific application
- Orient the 2D trace between horizontal, vertical and diagonal (XY, YX)

2D Parameters – ‘R’ – Profile Parameters

R_a
 R_q
 R_p
 R_v
 R_t
 R_z
 R_{pc}

Roughness Average
Root mean square roughness
Maximum Profile Peak Height
Maximum Profile Valley Depth
Total Profile Height
Average Maximum Height of the Profile
Peak Count per unit length



Typical display of the Advanced model

3D Parameters – ‘S’ – Height/Amplitude

H
 S_a
 S_q
 S_z
 S_p
 S_v
 S_{pd}

Average maximum peak-to-valley height
Average roughness
Root mean square roughness
Maximum area peak-to-valley height
Maximum area peak height
Maximum valley depth
Areal peak density

Optical Grade Tape is required for measuring 2D/3D parameters

Select Standard or Advanced Features

Standard Models

Includes ALL features as shown on left plus...

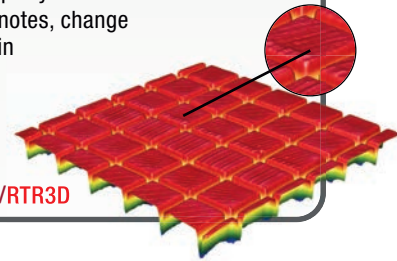
- Storage of 250 readings—stored readings can be viewed or downloaded

Advanced Models

Includes ALL features as shown on left plus...

- Storage of 100,000 readings in up to 1,000 batches
- Live graphing of measurement data
- Download high resolution Surface Data Files (.SDF) for analysis in the included PosiSoft or third-party software
- Generates two dimensional (2D) and three dimensional (3D) thumbnail images. Ideal for inclusion into reports and confirming consistent blasting results.
- WiFi technology wirelessly synchronizes with PosiSoft.net and downloads software updates
- **Bluetooth 4.0 Technology** for data transfer to a mobile device running the PosiTector App or optional portable printer. **BLE API** available for integration into third-party software.
- Onscreen Batch annotation—add notes, change batch names and more with built-in QWERTY keyboard

For a complete comparison of the Standard and Advanced features visit www.defelsko.com/RTR3D



Ordering Guide	Peak Height/2D/3D
Standard	RTR3D1
Advanced	RTR3D3
Probe Only	PRBRTR3D

Measuring Range (H)	20 – 115 μ m	0.8 – 4.5 mils
Measuring Range (Rt)	10 – 115 μ m	0.4 – 4.5 mils
Minimum Roughness (Ra)	2 μ m	0.08 mil/80 μ in
Accuracy (H)	$\pm 5 \mu$ m	± 0.2 mil
Accuracy (Rt)*	$\pm (5 \mu$ m + 5%)	$\pm (0.2$ mil + 5%)
Accuracy (Ra)*	$\pm (0.25 \mu$ m + 5%)	$\pm (0.01$ mil + 5%)
Anvil Pressure	1.1 Newtons	110 grams-force
Anvil Size	$\varnothing 6.25$ mm	$\varnothing 0.25$ inch
Field of View	3.8 x 3.8 mm	0.149 x 0.149 inch
Lateral Sampling	3.7 μ m	0.145 mil
Vertical Resolution	100 nm - 2D/3D 10 nm - SDF	3.93 μ in - 2D/3D 0.393 μ in - SDF
Resolution	0.1 μ m	0.01 mil

* When measured using Optical Grade X-Coarse Replica Tape

ALL GAGES COME COMPLETE with one roll of Optical Grade X-Coarse tape, stainless steel burnishing tool, burnishing ball, 5 cleaning cards, check shim(s), replica tape holder, microfiber cleaning cloth, surface cleaning putty, protective rubber holster with belt clip, wrist strap, 3 AAA alkaline batteries, instructions, nylon carrying case with shoulder strap, protective lens shield, Long Form Certificate of Calibration (containing R_a and R_t values) traceable to an accredited national laboratory, USB cable, PosiSoft Software, two (2) year warranty on body and probe.

Conforms to ASME B46, ASTM D4417, ISO 8503-5, NACE SP287, SSPC-PA 17, SSPC-SP5, SP6, SP10, SP11-87T and others.

DeFelsko®
Inspection Instruments

DeFelsko Corporation • 800 Proctor Ave., Ogdensburg, New York 13669-2205 USA
Toll Free 1-800-448-3835 • Tel: +1-315-393-4450 • Fax: +1-315-393-8471
www.defelsko.com • E-mail: techsale@defelsko.com

© 2017 DeFelsko Corporation USA. All Rights Reserved. Technical Data subject to change without notice. Printed in USA. PRTR3D.v.LW-W1710