

CROSS CUT ADHESION TEST KIT CC2000

SP1690, SP1691, SP1692, SP1699, SP1700

DATASHEET

PRODUCT DESCRIPTION

The TQC CC2000 Cross Cut Adhesion Test KIT is used to test the adhesion of dry coats of paint on their substrate by means of a series of cuts through the coating. Two series of parallel cuts cross angled to each other to obtain a pattern of 25 or 100 similar squares. The ruled area is evaluated by using a table chart after a short treatment with a stiff brush, or adhesive tape for hard substrates.

The cutting knife of the TQC Cross Cut Adhesion Test CC2000 is easy to exchange without the use of extra tools. The self positioning knife bracket of the TQC Cross Cut Adhesion Test CC2000 ensures equal pressure on the cutting knife.

**BUSINESS**

Coating/Paint Industry, Galvanise, Automotive, Laboratory, Painters, Shipping Industry, Steel Protection, Wood

STANDARDS

EN-ISO 2409, ASTM D3359

FEATURES

- Self-adjusting knife-holder ensures equal pressure on the cutting knife
- Ergonomically shaped handle
- Easy to change cutting knife, no extra key needed
- Wide range of knife sizes available for different coating thicknesses and substrates and according to different standards.

SCOPE OF SUPPLY

- CC2000 grip
- Cutter (type varies)
- Brush
- Illuminated loupe
- Roll of adhesive tape acc. EN-ISO 2409

ORDERING INFORMATION

Art-Nr.	SP1690	SP1691	SP1692	SP1699	SP1700	SP1693	
Blades	6	6	6	11	11	No knife, kit only	
Teeth distance	1mm / 0,039 inch	2mm / 0,079 inch	3mm / 0,12 inch	1mm / 0,039 inch	1,5mm / 0,059 inch		
Acc. To	ISO 2409	ASTM D3359	ISO 2409	ASTM D3359	ISO2409	ASTM D3359	ASTM D3359 <2009
Coating thickness on hard substrates	0-60µm / 0-2,4 mils	0-50µm / 0-2 mils	61-120µm / 2,4-4,8 mils	50-125µm / 2-4,9 mils	121-250µm / 4,8-9,8 mils	0-50µm / 0-2 mils	50-125µm / 2-4,9 mils
Coating thickness on soft substrates	-		0-60µm / 0-2,4 mils				
Spare knives	SP1702	SP1703	SP1704	SP1705	SP1706		

ACCESSORIES

- SP3007 - Adhesion tape, single roll, adhesion to steel 4.3 N/cm
- SP3010 - Adhesion tape, set of 3 rolls, adhesion to steel 4.3 N/cm
- SP3020 - Adhesion tape, single roll, adhesion to steel 7.6 N/cm
- SP1710 - Nylon Brush for Cross Cut Adhesion Test
- SP9700 - Lighted Magnifier 2.5x
- SP1702 - Spare knife Teeth distance 1 mm acc. to ISO & ASTM
- SP1703 - Spare knife Teeth distance 2 mm acc. to ISO & ASTM
- SP1704 - Spare knife Teeth distance 3 mm acc. to ISO
- SP1705 - Spare knife Teeth distance: 1 mm acc. to ASTM
- SP1706 - Spare knife Teeth distance: 1,5 mm acc. to ASTM


USE

Measuring method

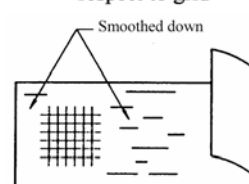
A right-angle lattice pattern is cut into the coating penetrating through to the substrate. The resistance of the coating to separation of the substrate is classified using the table.

Working method

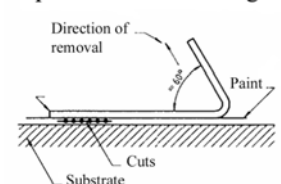
1. Make two cuts/scratch, perpendicular to each other, drawing the handle with the appropriate cutter (depending on coating thickness and substrate) through the coating into the substrate thus making the lattice pattern. The picture indicates the correct position of the cutter and cutting direction.
2. Brush the pattern lightly with the supplied brush several times back and forth along each of the diagonal lines of the lattice pattern.




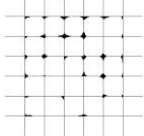
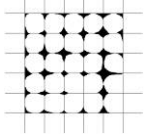
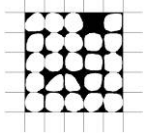
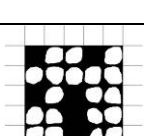

a) Position of tape with respect to grid



b) Position of tape immediately prior to removal from grid



3. For hard substrates only the test can be extended by applying the adhesive tape parallel to one set of cuts over the lattice pattern and pull it off steadily in 0.5 to 1 sec. at a 60° angle within 5 minutes after applying acc. to ISO. Acc. to ASTM within 90s ±30s at a 180° angle.
4. Carefully examine the cut area, if required using the magnifier and classify the test area according the table

Classification		Description	Appearance of surface of cross-cut area from which flaking has occurred (Example for six parallel cuts)
ISO	ASTM		
0	5B	The edges of the cuts are completely smooth; none of the squares of the lattice is detached.	
1	4B	Detachment of small flakes of the coating at the intersections of the cuts. A cross-cut area not significantly greater than 5% is affected.	
2	3B	The coating has flaked along the edges and/or at the intersections of the cuts. A cross-cut area significantly greater than 5%, but not significantly greater than 15%, is affected.	
3	2B	The coating has flaked along the edges of the cuts partly or wholly in large ribbons, and/or it has flaked partly or wholly on different parts of the squares. A cross-cut area significantly greater than 15%, but not significantly greater than 35%, is affected.	
4	1B	The coating has flaked along the edges of the cuts in large ribbons and/or same squares have detached partly or wholly. A cross-cut area significantly greater than 35%, but not significantly greater than 65%, is affected.	
5	0B	Any degree of flaking that cannot even be classified by classification 4.	

SPECIAL CARE

- Though robust in design, this instrument is precision-machined. Never drop it or knock it over
- Always clean the instrument after use.

- Clean the instrument using a soft dry cloth. Never clean the instrument by any mechanical means such as a wire brush or abrasive paper. This may cause, just like the use of aggressive cleaning agents, permanent damage.
- Do not use compressed air to clean the instrument.
- Always keep the parts in the case when not in use.

SAFETY PRECAUTIONS

- Avoid humidity
- A knife is a sharp object. Be careful when using it.

DISCLAIMER

The right of technical modifications is reserved.

The information given in this sheet is not intended to be exhaustive and any person using the product for any purpose other than that specifically recommended in this sheet without first obtaining written confirmation from us as to the suitability of the product for the intended purpose does so at his own risk. Whilst we endeavour to ensure that all advice we give about the product (whether in this sheet or otherwise) is correct we have no control over either the quality or condition of the product or the many factors affecting the use and application of the product. Therefore, unless we specifically agree in writing to do so, we do not accept any liability whatsoever or howsoever arising for the performance of the product or for any loss or damage (other than death or personal injury resulting from our negligence) arising out of the use of the product. The information contained in this sheet is liable to modification from time to time in the light of experience and our policy of continuous product development.