

KANOMAX Anemomaster
Model 6112

Instruction Manual

SECHANG INSTRUMENTS

.....	3
/	7
/ Probe.....	9
.....	10
.....	11
.....	13
.....	16
ROM Card	17
.....	18
.....	19
.....	20


가

[]


【 】 : 가

:

【 】



가 Probe 가
가 가



가



AC Adaptor AC 100V
. AC 100V



AC Adaptor



AC Adaptor

Cord

. Cord

. .

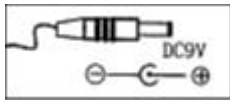
. Cord

.



Cord.

.



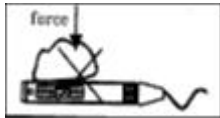
AC Adaptor

AC

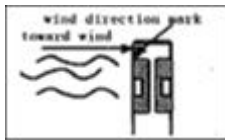
Adaptor

. Short.

.



Mesh 가 . Mesh 가
가

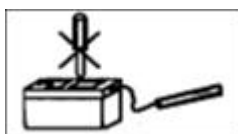


(5 ~ 40)

가



Probe 가



. Short

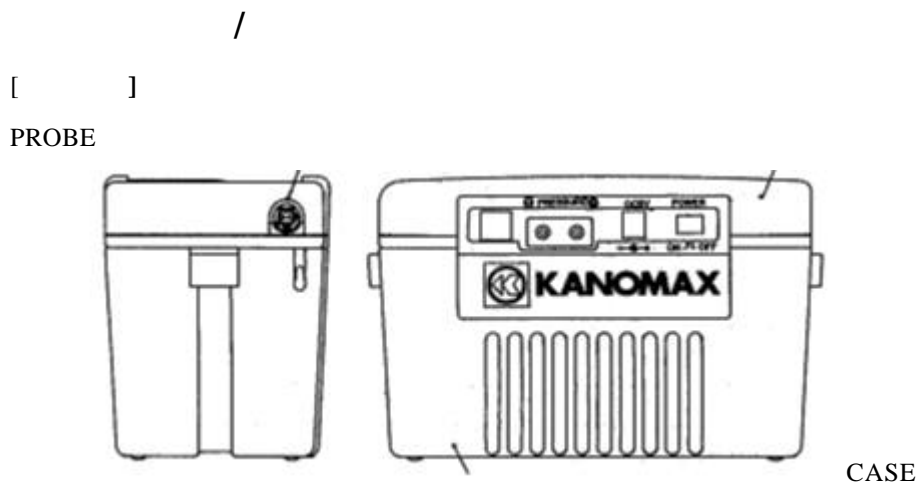
. Case가 가

Probe 가

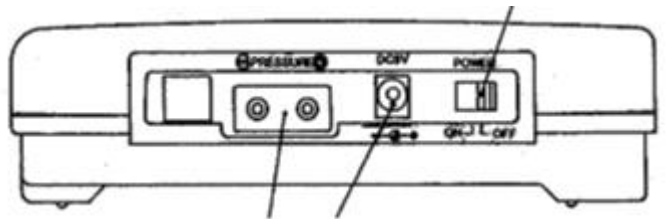

가 Probe 가

가 가 가 가

Probe 가 가 가)



- * Probe Cable
- * Tube ...



PORT AC ADAPTOR JACK

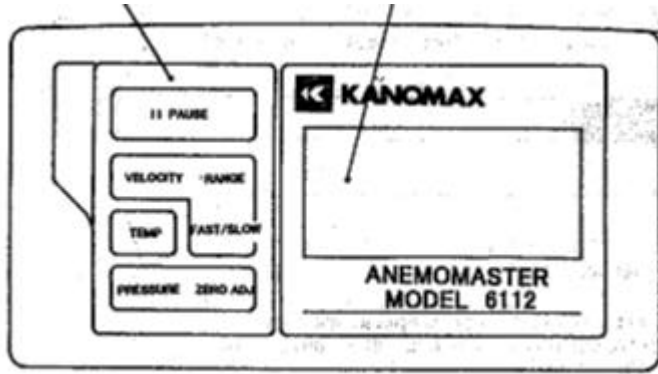
Port (+), (-) AC Adaptor

Port가 . (Model 6162-01 Option)

AC Adaptor

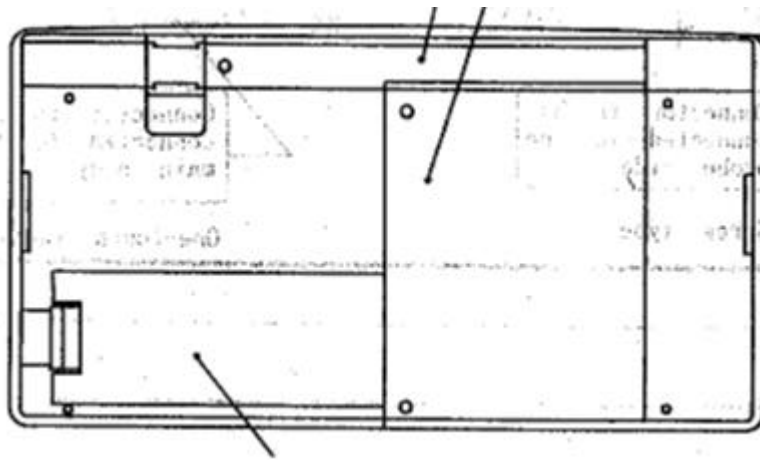
AC Adaptor가

PANNEL (.)



PROBE
Probe


ROM CARD
Maintenance



6 ea.
Ni - Cd

/ Probe

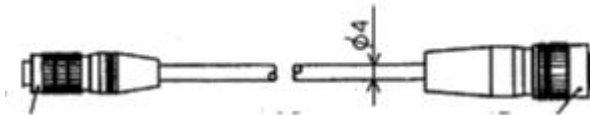
PROBE



CONNCECTOR

가

CABLE



PROBE

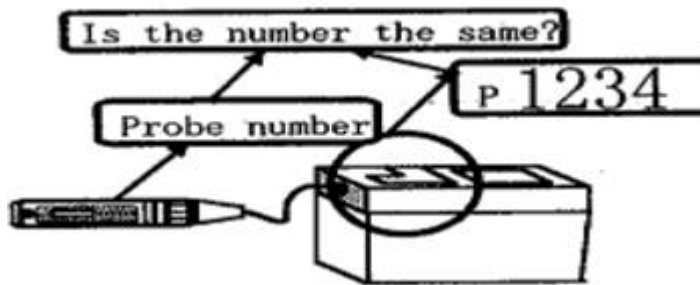
CONNECTOR

CONNECTOR

VELOCITY ()	Mode 가 . Mode 가 .
TEMP. ()	Mode 가 .
PRESSURE ()	Mode 가 .
ZERO ADJ (ZERO)	Zero 가 Drift Tube () ZERO ADJ Key .
RANGE ()	0 ~ 5, 0 ~ 10, 0 ~ 20, 0 ~ 50 m/s 4 (Mode .)
FAST/SLOW ()	1 · 5 · 10 3 1 . (Mode .)
PAUSE ()	LCD HOLD .

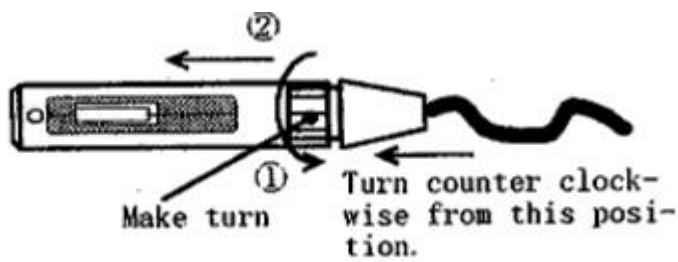
<Probe Cable >
Probe Cable
Cable

<Probe >
Probe 가
가 Probe Probe



<Probe >

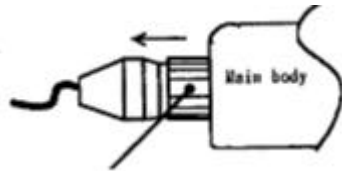
=> Probe
Connector
Probe Connector



=>

Connector

Connector



Probe

<< >>

Probe

Probe

Probe

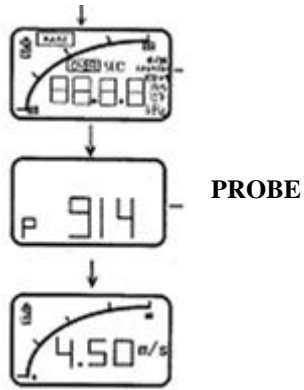
Data

ROM

Card

Probe

가



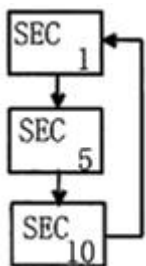
가 () "E01" .()

Mode가 .

m/s

ft/min · m/min

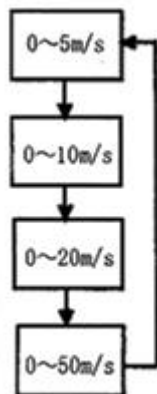
FAST/SLOW Key



FAST/SLOW Key

FAST/SLOW Key 1, 5, 10 3

1



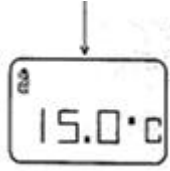
RANGE Key

RANGE Key 0 ~ 5, 0 ~ 10, 0 ~ 20, 0 ~ 50m/s

4 RANGE가

TEMP KEY-----TEMP Key

Mode가



Mode
가

30

"E02" 가

()

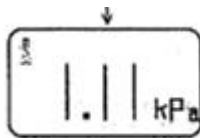
<< >>

0.1m/s

<ZERO >

PRESURE Key ---- PRESURE Key

가



PORT

가 "0"

ZERO

가

"E03"

ZERO

PORT

(Tube)

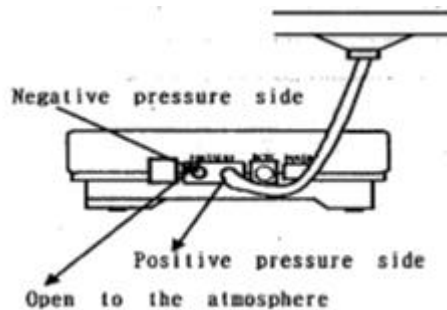
가 "0"

ZERO

ZERO ADJ Key

ZERO

< >



Duct

(+) Port Duct

Tube

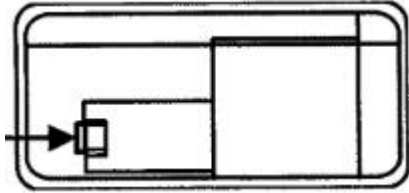
(-) Port

가 (-)가 Duct
 (-) Port
 << >>
 가 2
 가 가 가
 PORT (+), (-) Port


ERROR COMMAND

E01	Error	.
E02	Error	.
E03	Error	.
E04	Zero Error	. Zero 가

[BOX]

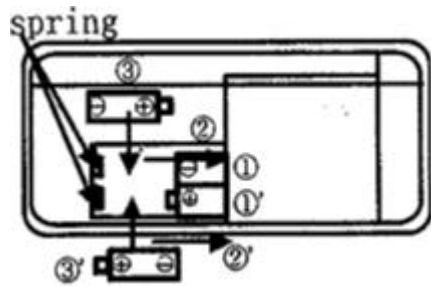


[]



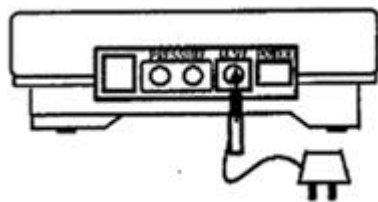
가

[]



<< >>

AC ADAPTOR (Option)

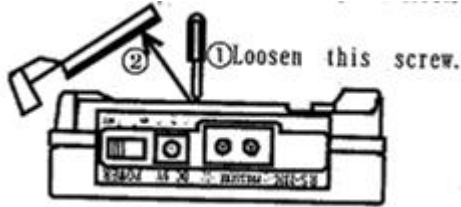


AC Adaptor가
Adaptor가

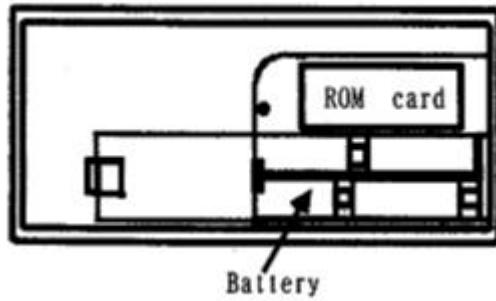
AC
가

ROM Card

(1) ROM Cover



(2) ROM Card



(3) ROM Card



ROM Card Connector
가

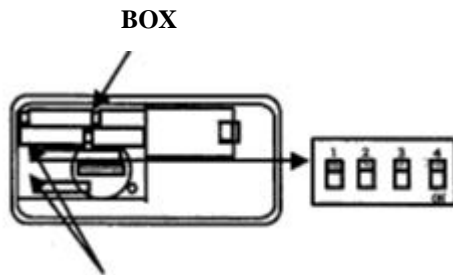
(4) ROM Card

(1) ~ (3)

m/s		kPa
ft/min		mmAq
m/min		

Dip Switch

Dip Switch ROM Card



ROM Card Connector

(1)

SW units	1	2
m/s	OFF	OFF
ft/min	ON	OFF
m/min	OFF	ON

(2)


SW units	3
° C	OFF
° F	ON

(3)


SW units	4
kPa	OFF



7V



7 ~ 6.5V



6.5 ~ 6V



6V

? ----- ?

Battery

Ni - Cd

7 ~ 6.5V

KANOMAX Anemometer Model 6112

		MODEL 6112
		/
		0.1 ~ 50 m/s
		0 ~ 100
		0 ~ 5 kPa
		0.1 ~ 4.99 m/s: ± 0.1 m/s
		5.0 ~ 19.9 m/s: ± 0.5 m/s
		20.0 ~ 50.0 m/s: ± 1.0 m/s
		± 1
		$\pm 3\%$
		5 ~ 80 $\pm 5\%$ FS
		0 ~ 9.99 m/s : 0.01 m/s
		10 ~ 50.0 m/s : 0.1 m/s
		0.1
		0.01 kPa
(m/s)	0 ~ 5 m/s : 0.25 m/s
		0 ~ 10 m/s: 0.5 m/s
		0 ~ 20 m/s: 1.0 m/s
		0 ~ 50 m/s: 2.5 m/s
		FAST/SLOW (1, 5, 10)
		Range
(.)
		(m/s, ft/min, m/min, , , kPa, mmAq)
	 6 ea
		5 ~ 40
		-10 ~ 50
		192(W) x 50(H) x 100(D) mm
	+ CASE	192(W) x 128(H) x 100(D) mm
		1.1 Kg
		(1), Probe Cable 2m(1), Tube 1.5m(1)
		(6), (1), (1)