



8-201-PFA-10 new edition

– wiring changes between 2 versions.

Date : 2020/12/24



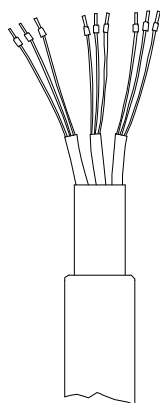
notification

- 8-201-PFA-10 changes wire from 9 cores to 8 cores.
- EC-4110-ICON backside changes accordingly.

8-201-PFA-10 wire change

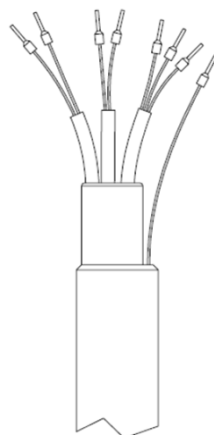


**Current 9
core wire**



Description	Heat-shrink tube color	Wire color	Wire description
Drive	Red	Red	Drive — H
		Brown	Drive — L
		Clear	Drive SHIELD
Receive	Black	Orange	Receive— H
		Black	Receive— L
		Clear	Receive SHIELD
Temp.	Green	Yellow	PT1K RTD-A
		Green	PT1K RTD-B
		Clear	PT1K RTD-B

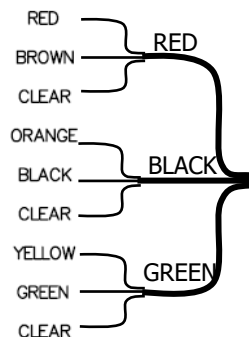
**New version
8 core wire**



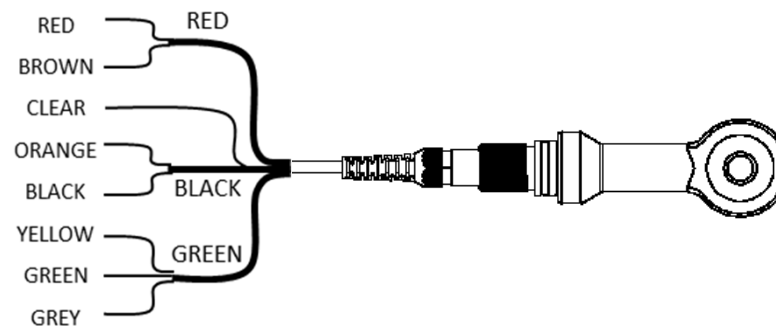
Description	Heat-shrink tube color	Wire color	Wire description
Drive	Red	Red	Drive — H
		Brown	Drive — L
Receive	Black	Orange	Receive— H
		Black	Receive— L
Temp.	Green	Yellow	PT1K RTD-A
		Green	PT1K RTD-B
		Grey	PT1K RTD-B
Shield	Clear	Clear	Shield

EC-4110-I/ICON backside

Current 9 core wire



New 8 core wire



01	REL1	RED	Drv Hi	-11
02		RED BRN	Drv Lo	-12
		CLR	Drv Sh	-13
03	REL2	ORN	Rev Hi	-14
04		BLK BLK	Rev Lo	-15
		CLR	Rev Sh	-16
05	WASH	YEL	RTD A	-17
06		GRN GRN	RTD B	-18
		CLR	RTD B Sh	-19
07	NC	<small>RTD : 3 wire A, B, B(17, 18, 19) 2 wire A, X, B(17, 18-NC, 19) Sh : Shield</small>		
08	Power (N)			
09	NC		D+	-22
10	Power (L)		G	-23
			D-	-24

0/4~20mA: Isolated Max. load 500Ω
 Power: 100~240VAC±10% 50/60Hz Max. 7W
 Relay: 240VAC Max. 0.5A (Recommended)

01	REL1	RED	Drv Hi	-11
02		BRN	Drv Lo	-12
		CLR	Sh	-13
03	REL2	ORN	Rev Hi	-14
04		BLK BLK	Rev Lo	-15
			NC	-16
05	WASH	YEL	RTD A	-17
06		GRN GRN	RTD B	-18
		CREY	RTD B Sh	-19
07	NC	<small>RTD : 3 wire A, B, B(17, 18, 19) 2 wire A, X, B(17, 18-NC, 19) Sh : Shield</small>		
08	Power (N)			
09	NC		D+	-22
10	Power (L)		G	-23
			D-	-24

0/4~20mA: Isolated Max. load 500Ω
 Power: 100~240VAC±10% 50/60Hz Max. 7W
 Relay: 240VAC Max. 0.5A (Recommended)

Wiring

